



GEP-GfMcNH Double Glass N-type -MONO-132

535-550W



N-Technology

N-type modules using Tunnel Oxide Passivating Contacts (TOPCon) technology.



Bifacial power

Bifacial power generation gain increases with backside exposure to light, significantly reducing LCOE.



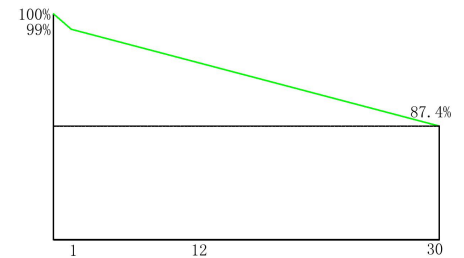
MBB Technology

Better light trapping and current collection to improve module power output and reliability.



Load capacity

The complete assembly is certified to a maximum test static load of 5400Pa on the front and 2400Pa on the back.



12-year material workmanship warranty

30-year linear warranty

1% First year power degradation

0.4% Linear power decay

- IEC61215:2021 / IEC61730:2023
- ISO9001:2015: Quality Management System
- ISO14001:2015: Environmental Management System
- ISO45001:2018: Occupational Health and Safety Management System



GEP-GfMcNH

MECHANICAL CHARACTERISTICS

Solar Cell	N-type monocrystalline
Number of cells	132 (66×2)
Dimension	2094×1134×30 mm
Weight	29.6 kg
Front Glass	2.0 mm , High-transmittance coated glass
Back Glass	2.0 mm , Half-tempered glass
Frame	Anodized aluminum alloy
Safety Protection Level	Class II
IEC Fire Performance	Class A
Connector type	PV-ZPJ030A
Connector manufacturer	The 40th Institute of China Electronic Technology Group Corporation

PACKAGING CONFIGURATION

Pallet Dimensions	2120×1130×1251 mm
Packing	40HC: 36pieces per pallet, 22 pallets per truck, 792 pieces per container

ELECTRICAL SPECIFICATIONS (STC)

Model number	GEP-GfMc535NH	GEP-GfMc540NH	GEP-GfMc545NH	GEP-GfMc550NH
Maximum Power [Pmax /W]	535±3%	540±3%	545±3%	550±3%
Maximum Power Voltage [Vmp/V]	41.04	41.18	41.31	41.45
Maximum Power Cuurent [Imp/A]	13.06	13.13	13.20	13.27
Open-circuit Voltage[Voc /V]	48.24±3%	48.38±3%	48.52±3%	48.65±3%
Short Circuit Current[Isc/A]	14.25±3%	14.30±3%	14.35±3%	14.40±3%
Module efficiency(%)	22.5	22.7	23.0	23.2
Power Tolerance (W)	0 ~ + 5			
Temprature Coefficient (Pmax)	-0.30%/°C			
Temprature Coefficient (Voc)	-0.25%/°C			
Temprature Coefficient (Isc)	0.046%/°C			

ELECTRICAL SPECIFICATIONS(BNPI)

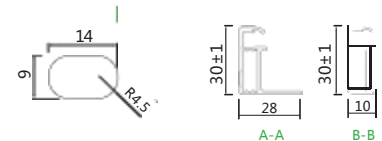


	585±3%	590±3%	595±3%	600±3%
Maximum Power [Pmax /W]				
Open-circuit Voltage[Voc /V]	48.24±3%	48.38±3%	48.52±3%	48.65±3%
Short Circuit Current[Isc/A]	15.68±3%	15.73±3%	15.79±3%	15.84±3%
Bifacial test conditions (BNPI)	Light intensity: front 1000W/m ² , back 135W/m ² , ambient temperature 25°C, atmospheric quality 1.5			

OPERATING PARAMETERS

Operational Temperature	-40°C ~ +85°C(T98max:70°C)
Maximum System Voltage	1500VDC (IEC)
Maximum Series Fuse Rating	30 A
Bifacility	φVoc: 100±3 % , φIsc: 80±5 % , φPmax: 80±5 %

STC: Irradiance 1000W/m², Cell Temperature 25°C, Air Mass AM1.5.

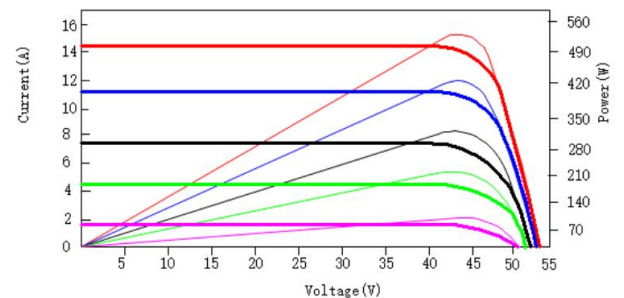
Dimensions



*For specific dimensions and tolerance ranges, please refer to the corresponding component drawings.

Curves

GEP-GfMc540NH



BIFACIAL OUTPUT-REARSIDE POWER GAIN

	562±3%	567±3%	572±3%	578±3%
5%	Maximum Power [Pmax /W]			
	Module efficiency STC(%)	23.7	23.9	24.1
15%	Maximum Power [Pmax /W]	615±3%	621±3%	627±3%
	Module efficiency STC(%)	25.9	26.2	26.4
25%	Maximum Power [Pmax /W]	669±3%	675±3%	681±3%
	Module efficiency STC(%)	28.2	28.4	28.7

Under Standard Test Conditions (STC) of irradiance of 1000 W/m², spectrum AM 1.5 and celtemperature of 25°C.